

FLEXI NARROW AISLE



# Flexi AC

**The next generation  
in space saving  
efficiency**

Ultimate reliability, safety and  
quality are our strength.





# How to improve warehouse profitability



**Flexi** works in just 1600mm (ISO)\* or 1800mm (EURO)\* aisle widths - liberating a potential **30% more** warehouse capacity compared with conventional reach trucks.

**Flexi** works outside as effectively as a counterbalance truck. With one truck doing the job of two, double handling is eliminated, enabling **Flexi** to cut handling costs by up to **50%**.





FLEXI NARROW AISLE



**Europe's most popular articulated truck - now with industry leading features for enhanced productivity.**

The Flexi® electric powered articulated truck is the most popular articulated truck in Europe. The important design elements, together with the numerous advanced operational and safety features increase the Flexi's appeal even further for operators.

At the heart of the Flexi concept is a commitment to operator safety and handling efficiency that combine to make Flexi the most complete and compelling articulated truck currently available.

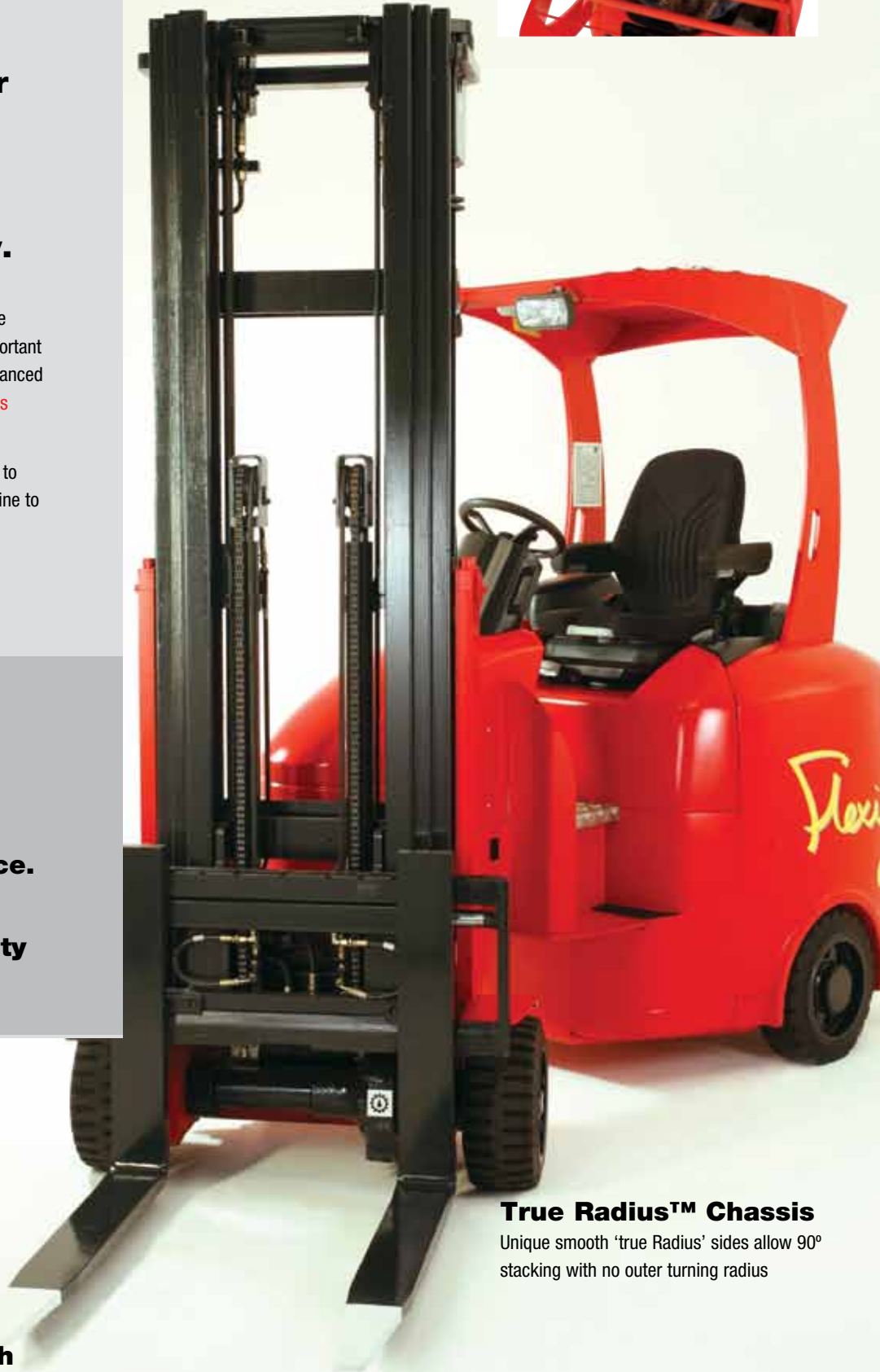
**Flexi works in very narrow aisles, lifts up to 2500kg and to heights of over 12m and loads like a counterbalance. It's state of the art in optimising storage capacity and load throughput.**

**Key features:**

- **50% more space than a fork lift Truck**
- **50% less handling than a Man Up Combi Truck System**
- **30% faster than a Reach Truck**

**HiVis Overhead Guard**

The unique 'Hi Vis' twin post cantilever safety guard combines maximum visibility and overhead protection for the operator.



**True Radius™ Chassis**

Unique smooth 'true Radius' sides allow 90° stacking with no outer turning radius

**Operator friendly ergonomics set the standard for easy operation and safe performance in every situation.**

**1** Cushion rubber tyres ensure that **Flexi** performs as efficiently outdoors as it does in the warehouse.

**2** The Narrow Aisle Safe Start (NASS) feature has been developed to allow the operator to restart the truck on an incline without any possibility of roll back.

**3** The wider operator cabin allows modern industrial safety boots to be worn. The FEM/ISO standard automotive style accelerator and brake pedal bias to the right are wider and fitted with rubber cushions,

creating significantly more leg room, therefore enhancing comfort and safety.

**4** The **Flexi's** seat has fully adjustable lumbar support and is cloth covered for extra comfort. Optional arm rests are available, whilst a presence switch prevents any operation unless the driver is seated.

**5** The combination of a clear wide vision mast, specially designed overhead guard and ergonomic controls that fall readily to hand, help operators feel safe and comfortable when using the **Flexi**.



**5**

**Right Side Bias  
ISO Pedal Layout**



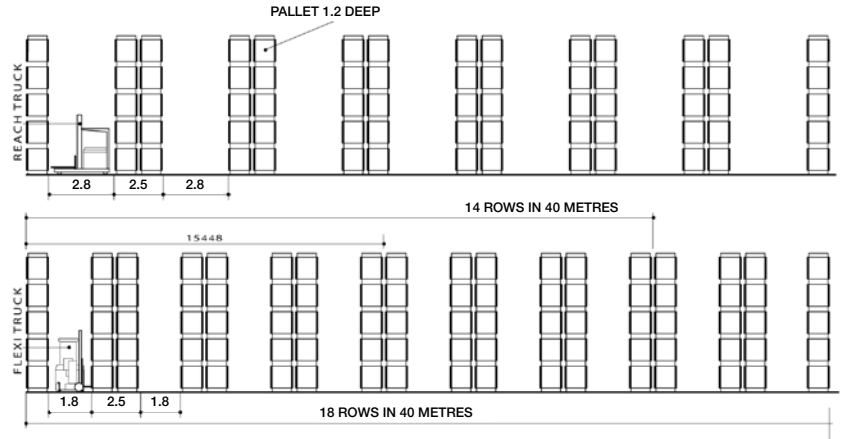
**FLEXI eliminates the space needed by a reach truck or counterbalance truck to turn into the racking, allowing narrower aisles and consequently more bays within a given space.**

## Store more for less

Compared to a standard reach truck, **Flexi** creates around 30% more storage space within an existing warehouse. Additionally, **Flexi** doesn't require any extra clearance between the floor and first pallet rack

beam, for the reach truck stabilising legs. This illustration shows just how much more you can potentially store with the **Flexi** truck when using a 1.2 metre deep EURO or ISO pallet.


### Before FLEXI



### After FLEXI



**HEAVY DUTY FRONT AXLE + AC POWER**



Latest AC technology for fast acceleration and safe controlled braking. Integrated fault finding and monitoring. Full power turning in narrow aisles

**TOUGH CUSHION TYRES**



Four large cushion rubber tyres deliver optimum performance and traction in loading yard. They're also resistant to damage which means a long service life and less downtime.

**CLEAR VISION MAST**



Operators have excellent forward visibility thanks to the triplex free lift mast, with its twin side mounted lift cylinders. Mast tilt means easy fork entry into pallets – even over trailer retaining rails.

**EASY BATTERY CHANGE**



Low rear lift off or roll off for fast changeovers. Good access for battery topping. No motors underneath.

**OPERATOR COMFORT**



Forward facing driving position with 'clear vision' mast for safe operation. All controls biased to the right side make for easy operation.



**STEEL PLATE REAR PANEL**



Detailed steel plate rear panel protects traction battery, which has no components underneath.

**PARCEL BAY**



Conveniently located behind the operator and suitable for carrying a roll of plastic film or any other material that needs to be close to hand.

**FULL HYDROSTATIC 210° ARTICULATION**

Minimum stacking aisle for optimum load throughput, not pivot steer with requires double stacking.

**EXCELLENT TRACTION**

Flexi's twin front drive wheels provide excellent grip and traction inside and out even when fully laden. Flexi's four-wheel articulated chassis ensures excellent stability, even over uneven surfaces.

