

Order pickers

1.0 – 2.0 tonnes



quality | reliability | value for money

 **MITSUBISHI**
FORKLIFT TRUCKS

warehouse – it's what we do

It should come as no surprise to hear that Mitsubishi can meet all of your warehouse needs. The engineering excellence and inbuilt reliability that have made Mitsubishi counterbalance trucks the world's favourites are found equally in our complete range of warehouse products.

What's more, every Mitsubishi warehouse or counterbalance truck comes to you with an added bonus: our unique standard of local support. In other words, we offer the perfect combination of trustworthy products and trustworthy people... working for you.

friendly, expert advice

Think of your local dealer as a friend who understands your business, the area you work in and the particular problems you face. A friend with expert knowledge, who is always ready and willing to help. Trust us to deliver precisely the right package of models, options, finance and after-sales support.

responsive support

We are totally committed to keeping your truck and your business working. Our factory-trained engineers are your 'local heroes' – ready to go into action any time, day or night, to solve your problems.

Equipped with the latest, rapid mobile facilities, and backed by unbeatably efficient parts supply, they ensure that our reliable trucks really do give you non-stop productivity.



quality construction

The legendary reliability of our trucks owes much to the unique skills of the craftsman engineers who hand-build them.

We also take care to use the right materials and components – and enforce strict quality control.

So you can see why we have the confidence to offer such exceptional warranties. And the high second-hand values of our trucks prove that users are confident too.





user-focused design

Forget about gimmicks. Our trucks are designed for the real world, to do exactly what you want them to do: get the job done, save you money and maximise your profits. Using advanced production methods and technologies, we build intuitive 'handling', excellent ergonomics and productivity, high energy efficiency and low maintenance requirements into every truck.



VELÍA ES

low level order pickers

1.0 – 2.0 tonnes



Temporary storage tray



Unique LED lighting design



RapidAccess features



Optional accessory bar



Unbeatably productive... unbeatably versatile



Maxius steering wheel



Spacious operator compartment



Scissor lift forks



OPB20NEXP

OPB20NE

Beneath their ultra-modern exterior, the highly specified VELIA ES low level order pickers combine operator comfort and precise control with efficient performance to deliver market-leading performance. This award-winning series incorporates a number of key developments, which result in a large productivity advantage over competitors.

From the comfortable and responsive Maxius steering wheel to the spacious, uncluttered walk-through operator compartment, featuring the market's biggest platform yet, VELIA has been developed with productivity at its heart. Each model offers a maximum drive speed of 12 km/h when the operator is riding, but sets a safe pedestrian speed in optional walk-beside mode. The series includes a choice of rising platform (P), rising fork (F) and scissor lift fork (X) models, to meet every need.

- **Programmable controller** adjusts acceleration, travel speed and braking to suit the application, the operator and the truck – for maximum safety and productivity.
- **Uncluttered walk-through cabin** with low step height – just 105 mm – and chamfered platform edges allows easy entry and exit from both sides.
- **Spacious operator area** features the market's biggest platform, allowing for maximum operator movement.
- **Maxius steering wheel** offers the best in ergonomics, comfort and design, with all operating controls within easy reach of both hands – allowing one-handed operation, if required.

▲ 0.8 m ▼	◀ 100 m ▶	2.0 t	12 km/h
<small>maximum lift height</small>	<small>typical travel distance</small>	<small>maximum capacity</small>	<small>maximum travel speed</small>

options include

- Limitless 360-degree electronic steering
- Customer name/logo/artwork on side panels
- Rubber bumper
- Pick list holder or computer monitor support
- Wide variety of fork dimensions
- Battery changing device
- Front-mounted safety rail
- Shrink-wrap holders
- Side-mounted push-button controls
- Temporary storage tray on rising platform

capacities

OPB20NE	OPB20NEP	OPB10NEF	OPB10NEFP	OPB20NEK	OPB20NEXP
 2.0 t	 2.0 t	 1.0 t	 1.0 t	 2.0 t	 2.0 t

- **Floor sensor** allows activation of the truck as soon as the operator moves into an ergonomic driving position, minimising delays.
- **Unique LED lighting design** offers see-and-been safety in the warehouse and also acts as a turn indicator.
- **Choice of load sections** includes cantilever and scissor lift, allowing loads to be raised to an ergonomic height of 800 mm – and avoids strain for the operator.
- **Rising platform** allows order picking to a height of 2.5 m for safe second level picking (P models only).
- **RapidAccess features** give quick and easy entry to all areas for checks and maintenance.
- **Advanced electric steering** allows precise control at speed, with automatic speed reduction in curves and automatic drive wheel centring.

VELIA ES

THE FRONT RUNNER

With a name that reflects the speed of its work, VELIA is always ahead of the pack – thanks to award-winning productivity and ergonomics.





Swift, versatile and manoeuvrable, there is a VELIA order picker to meet every need.

OPBLN series low level order pickers

1.0 tonne



A little higher... a lot easier

 1.0 m <small>maximum lift height</small>	 100 m <small>typical travel distance</small>	 1.0 t <small>maximum capacity</small>	 9 km/h <small>maximum travel speed</small>
-------------------------------------------------------------------------------------------------------------------------------------------	-----------------------------------------------------------------------------------------------------------------------------------------------	----------------------------------------------------------------------------------------------------------------------------------------	---------------------------------------------------------------------------------------------------------------------------------------------



Side-mounted buttons



Non-slip floor



Easy service access



Rising platform



Walk-beside mode

The OPBLN features a rising platform that lifts the operator smoothly to the level required – with no need for climbing. Its free-ranging forks are ideal for handling bottom-boarded pallets.




The basic model, OPBL10N, will lift the platform to 1150 mm. The OPBL10NF has an additional lift facility which can raise the load by an extra 750 mm. The OPBL10NV is similar to the basic model but features an adjustable fork width, allowing the operator to place the forks in the perfect position for a variety of different pallets. All three models are highly manoeuvrable, thanks largely to their very tight turning radius (just 1500 mm) and responsive 360° steering.

- **Small turning radius (1500 mm) and unlimited 360° electrical steering** give exceptional manoeuvrability.
- **Stepless lifting and lowering of platform** allows easy access to second picking level without climbing.
- **Side-mounted drive buttons** allow walk-beside operation for convenient travel over short distances.
- **Rising forks** add extra ergonomic advantages.
- **Battery rollers and quick locking** make battery exchange easy.

options include

- **Battery changing device**
- **High-friction wheel**
- **12 V / 8 A output suitable for terminal or bar code reader**
- **Fork lengths 800 to 1600 mm**

capacities

OPBL10N	OPBL10NF	OPBL10NV
 1.0 t	 1.0 t	 1.0 t

- **Multi-functional display** gives clear information on hours worked, battery charge and steering wheel position.
- **Easy service access to motor compartment** minimises downtime and maximises productivity.
- **Powerful AC motor** means high drive speed and acceleration – even when loaded – plus smooth, quiet, controlled operation, extended shift length and lower maintenance requirements.







OPBHN series high level order pickers

1.0 tonne



Unbeatable at heights... and ergonomically supreme








maximum lift height typical travel distance maximum capacity maximum travel speed

options include

- Rail or wire guidance
- Automatic braking at aisle end
- Customer name/logo/artwork on side panels
- Key switch instead of PIN code
- Working lights and cabin lights
- Wide variety of fork dimensions
- Lift stop with override function
- Auto stop for obstacles in aisle

capacities

OPBH10N **OPBH10NH**


 1.0 t 1.0 t



User-friendly joystick control



View-through floor



Clear display



Smooth, lightweight gates



Non-slip surfaces

The OPBHN order picker series offers unprecedented levels of efficiency in the use of warehouse space. With an ability to pick at heights from 4.7 m to an amazing 11.5 m – the highest in the market – and to operate in the narrowest of aisles, not a single cubic metre will be wasted! What's more, the unique design of these trucks will allow your operator to work comfortably and pick quickly from the safe environment of the cabin.

Both models feature the revolutionary Visionmast, with its remarkably clear views and high residual capacities. The innovative Active Sway Control (ASC), fitted as standard for masts with lifting heights of 5.1m or more, reduces delays due to mast sway by 50% in typical applications.

Choose the high performance 48V OPBH10NH model and you will get AC powered hydraulics as well as drive – generating the highest lift speed in the market. But both this model and the 24V OPBH10N are equipped with every possible aid to the operator. Suitable for rail guided, wire guided or non-guided applications, each comes with a choice of specifications to meet particular needs – including different chassis and cabin widths, battery capacities, control layouts and rail guide heights.

- **Active Sway Control (ASC)** technology increases operator's productivity, safety and comfort.
- **Unique ergolift design** with lifting mechanism below cabin floor results in thinner cabin wall which – together with pallet lift (up to 750 cm) – makes load easier to reach.
- **Unique side gates** are comfortable to lean against (due to smooth shape) and easy to open (due to lightweight aluminium construction).
- **Split control unit design** further enhances access to load and reduces risk of accidental operation of controls while leaning outwards.
- **Ergonomic controls** include joystick and inductive hand detector (allowing operation only if both hands are within cabin) for safe, precise operation within the aisle.

- **Location of controls** can be fork side or mast side, according to choice, to suit application.
- **Triplex mast** can be chosen for applications requiring restriction in overall lowered height.
- **Revolutionary Visionmast** offers unrivalled forward vision when travelling with forks trailing – and high residual capacities.
- **Powerful AC hydraulic motor** on OPBH10NH provides smooth, controlled, rapid lifting – the fastest in the market.

Active Sway Control (ASC)

Featuring intelligent pressure sensors and special Mitsubishi software, ASC counteracts the sway that occurs when braking or accelerating while working at heights. Swaying distance can be reduced by up to 85% - improving productivity by 6% in typical applications.



a comprehensive range...

Our versatile high and low level order pickers are part of a comprehensive warehouse equipment range that also covers everything from powered pallet trucks and stackers to reach and multi-way trucks.

We have a remarkable variety of models, each packed with advanced features as standard... and available with a huge range of options. In short, your local dealer can supply you with the perfect solution for every imaginable warehouse situation.

Our equally reliable counterbalance range offers capacities from 1.0 to 16.0 tonnes, with diesel, LPG and electric power sources, different chassis sizes, pneumatic, cushion and other tyres, a range of masts... and many more specialised options.

Whether you are looking for warehouse equipment, counterbalance trucks, or a mixture of both, Mitsubishi has everything you need. In every case, you can be sure of the same high standards of design, build, advice and support.



Powered Pallet Trucks



Our powered pallet truck family ranges from versatile pedestrian and platform models to stand-on and sit-on machines designed for long distances and extended shifts. It also includes a double pallet handler that will carry your loads two deep and pedestrian model with ergo lift up to 800 mm height from floor.

Stackers



Within our stacker family you will find capacities up to 2.0 tonnes and maximum lift heights up to 6.3 metres. A choice of pedestrian, platform, stand-on and sit-on versions is available to meet your particular needs.

Reach and Multi-Way Trucks



Our family of reach and multi-way trucks offers a number of specialised handling solutions. There is a choice of 10 reach truck models, some lifting as high as 11.5 metres. The multi-way trucks, ideal for handling long loads in narrow aisles, have a maximum lift of 8.5 metres.

Order Pickers



This family offers a variety of low level order pickers, including a choice of rising platform, rising fork and scissor fork models, as well as high level order pickers that can work at an amazing 11.5 metres.





Diesel Counterbalance Trucks



Ranging from our flagship 1.5 to 3.5 tonne models, through our ever popular 4.0 to 5.5 tonne trucks, to 'gentle giants' with capacities of 6.0 to 7.0 or 8.0 to 16.0 tonnes, our diesel counterbalance engineering blends power and durability with operating economy, ergonomics and environmental friendliness.



LPG Counterbalance Trucks



The sophisticated engine technology of our LPG counterbalance trucks, together with advanced design in every other component and system, delivers high efficiency and low emissions. You can choose capacities from 1.5 to 3.5 tonnes or 4.0 to 5.5 tonnes with pneumatic tyres, while cushion tyre trucks are available at 2.0 to 3.3 tonnes and 3.5 to 7.0 tonnes.



Electric 3 Wheel Counterbalance Trucks



Innovative design and advanced electronic technology make our electric counterbalance trucks unbeatable for performance, user-friendliness and sheer flexibility. Our 24 volt 1.0 to 1.5 tonne and 48 volt 1.3 to 2.0 tonne 3 wheel models are popular choices for use in the tightest of spaces, thanks to their exceptional manoeuvrability.



Electric 4 Wheel Counterbalance Trucks



Whether you choose 3 wheels or 4 wheels, the same advanced engineering applies. We have 4 wheel pneumatic tyre electric counterbalance trucks at capacities of 1.6 to 2.0 tonnes, 2.0 to 3.5 tonnes and 4.0 to 5.0 tonnes, as well as cushion tyre models at capacities from 1.5 to 3.0 tonnes.



when
reliability is
everything...



Like any product bearing the Mitsubishi name, our materials handling equipment benefits from the huge resources and cutting-edge technology of one of the world's largest corporations. So when we promise you **quality, reliability** and **value for money**, you know it's a guarantee we have the power to deliver.

Every model in our comprehensive, award-winning range of forklift trucks and warehouse equipment is built to a high specification and is designed to keep on working for you... day after day... year after year... whatever the job... whatever the conditions.

To ensure your truck stays in constant productive action, we have a network of local dealers – hand-picked for their commitment to customer care... and backed by the Mitsubishi Forklift Trucks organisation. No matter where you are, we have a dealer close by – ready and willing to meet your needs.

That friendly local service covers everything from identifying the perfect model and configuration for your application to providing competitive, flexible finance and maintenance packages, unbeatable warranties, long and short term hire, and highly responsive field service and repairs... as well as the industry's quickest and most reliable parts supply.

Only Mitsubishi can give you this combination of global engineering excellence and outstanding local support... only Mitsubishi offers you such a quality product at such an affordable price... and only Mitsubishi places reliability as high as you do in its priorities. Contact your local dealer now and see what Mitsubishi can do for you.

You can find your nearest dealer at www.mitforklift.com

The term 'Integrated Presence System' (IPS) is intended as a trading style, only to describe a number of design features on the Mitsubishi trucks to which IPS is applied. It does not imply that the truck can be driven without appropriate operator training and without due care and attention. The manufacturer (MCFE, Almere, the Netherlands) cannot accept any responsibility for any accidents or damage caused by incorrect or dangerous use of its equipment.

Performance specifications may vary depending on standard manufacturing tolerances, vehicle condition, types of tyres, floor or surface conditions, applications or operating environment. Trucks may be shown with non-standard options. Specific performance requirements and locally available configurations should be discussed with your distributor of Mitsubishi forklift trucks. Mitsubishi follows a policy of continual product improvement. For this reason, some materials, options and specifications could change without notice.

WEBM1478 (9/12) © 2012 MCFE Printed in The Netherlands

mitforklift@mcf.nl www.mitforklift.com

